

CENTERLINE® 2100 SecureConnect™



Help Reduce Exposure to Electrical Shock and Hazards

CENTERLINE 2100 Motor Control Centers (MCCs) with SecureConnect help reduce exposure to electrical hazards with its ability to disconnect power from the vertical power bus in an individual unit with the door closed.

Help reduce electrical hazards

- Connecting and disconnecting unit power stabs with doors closed reduces exposure to live electrical parts
- Helps provide safer environment for insertion and removal of units in energized motor control centers
- Easier MCC unit installation by reducing force required for insertion
- Verify removal of power in the MCC unit with a multi-point validation system – before opening the unit door
- Enhanced compliance with NFPA 70E Section 110.3 for your Electrical Safety Program
- Available remote operator allows stabs to be disconnected or connected outside the arc flash boundary


Streamline maintenance and reduce downtime

- Segregate the equipment that needs servicing without impact to other operating equipment

Minimize impact to current or future electrical design criteria

- Apply to select units or all units in MCC line-up
- No special tools required to connect or disconnect stabs
- No impact to space factor of units
- Available on standard, ArcShield and IntelliCENTER MCCs

Help reduce exposure to electrical hazards with SecureConnect.



To further help establish safer work environments, the CENTERLINE® 2100 Motor Control Centers offer an option to help provide an increased degree of personnel protection – SecureConnect™. With SecureConnect, you can disconnect or connect the power from an individual MCC plug-in unit without opening the enclosure door. Remote operations allow you to disconnect or connect a SecureConnect unit removing personnel from the arc flash boundary and further helping to minimize exposure to electrical hazards.

With a multi-point validation system, SecureConnect provides electrical and mechanical indications that the unit is disconnected from the vertical power bus. A continuity circuit interconnected through all three stabs provides confirmation that each of them have been disconnected from the vertical power bus and retracted properly into the stab housing. In addition, a limit switch also provides confirmation that the stab housing shutters have been closed. The feedback circuits will report the proper state accordingly if any of these conditions are not met.

You can help enhance your overall electrical safety program by adding SecureConnect to your CENTERLINE MCCs. Receive industry-leading level of protection and performance by combining SecureConnect with an IntelliCENTER® MCC in addition to ArcShield™, while meeting NFPA 70E guidelines for working on energized equipment.

Unique to Allen-Bradley® CENTERLINE MCCs, is the flexibility to design your MCC to meet your individual networking and safety needs. You are not required to have an IntelliCENTER MCC to get an ArcShield MCC, or an ArcShield MCC to get SecureConnect. Each one of our safety and communication options is available individually or in any combination.

LISTEN.
THINK.
SOLVE.®

SecureConnect Unit Safety Features

SecureConnect units in your CENTERLINE 2100 MCC allow you to disconnect or connect the power from an individual MCC plug-in unit without opening the unit door.

1 Power Stabs and Stab Shutter Status Port

This multi-point validation system helps to ensure the unit is disconnected from the vertical power bus. This validation includes electrical verification that the power stab housing shutters have closed and that the power stabs have been retracted.

2 Lock-out Mechanism


If used, the lock-out mechanism can provide additional security by preventing the power stabs from being connected and the unit from being placed back into service.

3 SecureConnect 1/4" Hex Tool Operating Socket Access Port

The spring-loaded mechanical actuator can be operated with a conventional 1/4" hex tool. A protective sliding cover on the unit door provides ingress protection.


4 Power Stab Housing Shutters

Shutters on the back of the unit close when the stabs are disconnected and retracted inside the stab housing for increased electrical isolation. To verify that the shutters are closed, there is a limit switch that can be checked through the status test port using any standard multi-meter with continuity testing functionality. The shutters only open when the stabs connect to the vertical power bus.



Power Stabs

The power stabs, located on the back of the SecureConnect unit, connect the individual unit to the MCC vertical bus to establish power. When rotating a hex driver on the front of the unit to the "Disconnect" position, the power stabs disconnect and retract inside the power stab housing. After the power stabs are securely inside, the stab housing shutters close and the disconnected state can be verified. Disconnecting the unit from the power bus without opening the unit door helps increase personnel safety. When rotating the hex-head tool on the front to the "Connect" position, the power stabs re-connect with the vertical bus.



Remote Operator

Connecting a remote operator to the front of the SecureConnect unit allows you to connect and disconnect the unit stabs from a remote location without requiring the operator to be directly in front of the MCC. The 24V DC motor and wired pendant controller allow for operation of up to 50 feet away from the MCC unit. An optional wireless controller is also available for operation up to 300 feet (line of sight). Combining SecureConnect functionality with the use of a remote operator provides further safeguards against any potential electrical hazards.

Interlock Mechanism

SecureConnect units include three interlock mechanisms to help achieve safe operation:

Tamper Resistant Interlocks	Stab Withdrawal Interlock – prevents unit from having the stabs disconnected from the vertical bus while the unit disconnect handle is in the “On” position, by preventing a tool from accessing the shaft port.
	Stab Connection Interlock – prevents accessibility to the SecureConnect shaft port while the unit disconnect handle is in the “On” position.
Defeatable Interlock	Unit Insertion and Removal Interlock – prevents unit from being inserted or withdrawn while the stabs area in the “Connected” position.



540 Martin Avenue
Santa Clara, CA 95050
408-280-7777
<https://www.buckles-smith.com/>

Allen-Bradley, ArcShield, CENTERLINE, IntelliCENTER, Listen. Think. Solve., Rockwell Software and SecureConnect are trademarks of Rockwell Automation, Inc. Trademarks not belonging to Rockwell Automation are property of their respective companies.

www.rockwellautomation.com

Power, Control and Information Solutions Headquarters

Americas: Rockwell Automation, 1201 South Second Street, Milwaukee, WI 53204-2496 USA, Tel: (1) 414.382.2000, Fax: (1) 414.382.4444

Europe/Middle East/Africa: Rockwell Automation NV, Pegasus Park, De Kleetlaan 12a, 1831 Diegem, Belgium, Tel: (32) 2 663 0600, Fax: (32) 2 663 0640

Asia Pacific: Rockwell Automation, Level 14, Core F, Cyberport 3, 100 Cyberport Road, Hong Kong, Tel: (852) 2887 4788, Fax: (852) 2508 1846